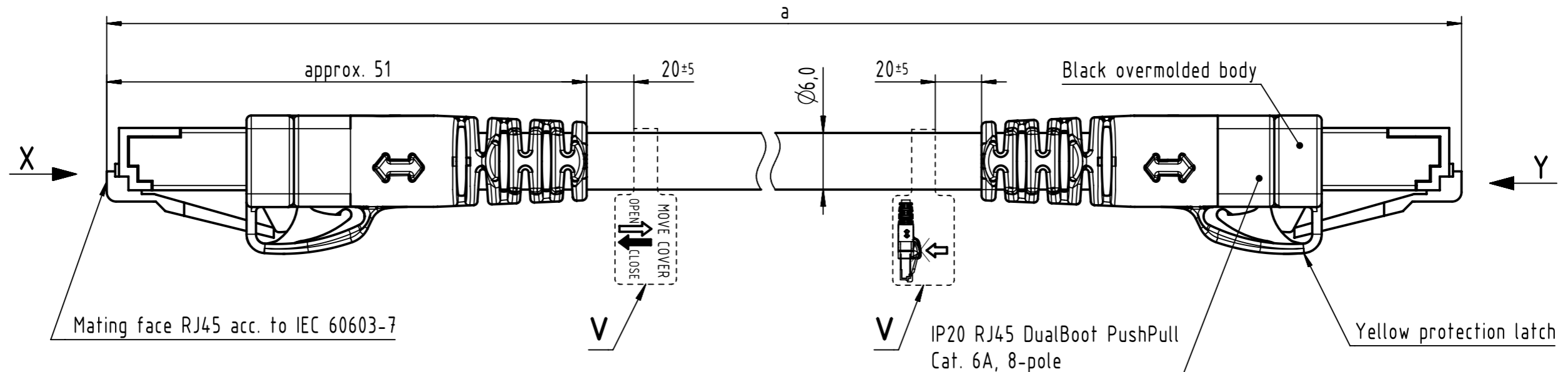
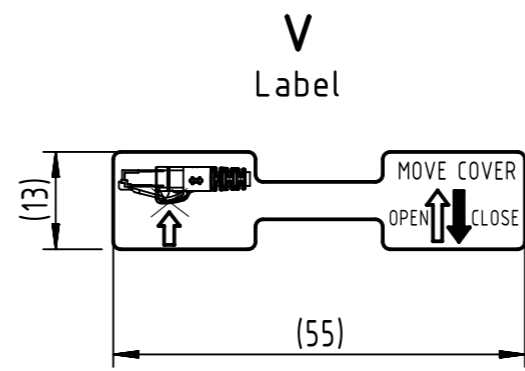
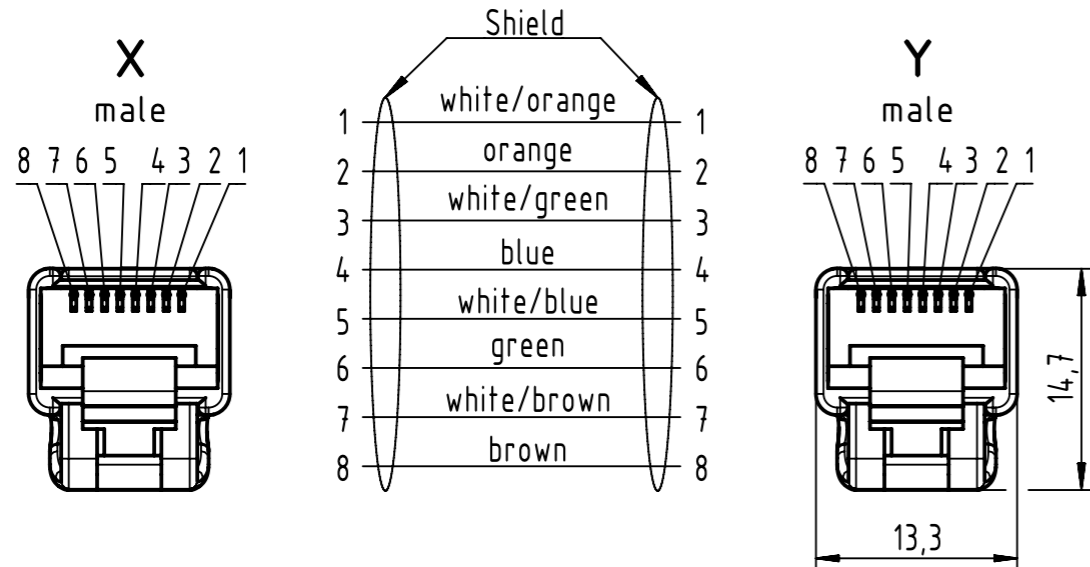


Connector Location A

Connector Location B



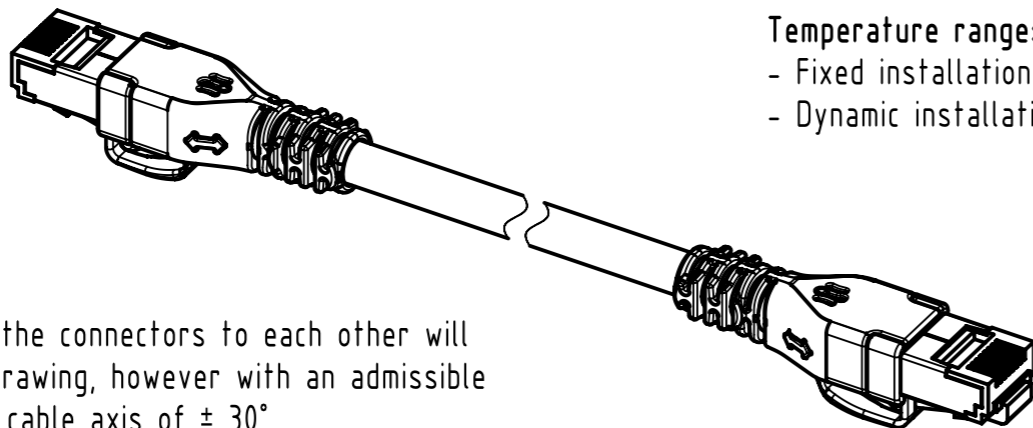
Loading Plan
acc. to TIA/EIA 568B



Temperature range:
- Fixed installation: -20°C ... +60°C
- Dynamic installation: 0°C ... +50°C

6.0 to 100	±1%
0.6 to 5.9	+0.04
0.2 to 0.5	+0.02
a [m]	Tolerance

length in "1m" step	100	XXX=000
	99	XXX=990
	12	XXX=120
	11	XXX=110
length in "0.1m" step	10	XXX=100
	9.9	XXX=099
	9.8	XXX=098
	0.5	XXX=005
	0.4	XXX=004
	0.3	XXX=003
	0.2	XXX=002
Step	a [m]	XXX



NOTE:
 * For lengths < 1.0m:
 - relative positioning of the connectors to each other will be as presented in the drawing, however with an admissible angular deviation around cable axis of ± 30°
 * For lengths ≥ 1.0m:
 - relative positioning of the connectors to each other not obligatory
 * Ethernet transmission possible for lengths up to 45m

Cat. 7 FRNC Ethernet Cable, AWG 26/7, S/FTP, yellow	0948888578XXX
Type of cable	Part no.

All Dimensions in mm		Tech. Character.		Free size tol.		According to production drawing	
All rights reserved Department HCS - RO HARTING Customised Solutions D-32339 Espelkamp	Created by 402990 Costa	Inspected by COSTEA Costea	Standardisation MUNTEANV Muntean	Date 2020-11-17	State Final Release		Doc-Key / ECM-Nr. 100578168/UGD/008/F 500000183443 Rev. F Page 1/1
	Title DualBoot RJ45 PP FRNC Cat.6A yellow			Type TB	Number 0948888578XXX		